


**Features:**

- Input Filter With Internal Capacitor
- Input / Output Isolation 1K Vdc Or 3K Vdc(H)
- Low Ripple And Noise
- 100% Burn-In
- Regulated type
- Net Weight : 2.2 g / 2.7 g Typical
- 7 Pin SIL / 14 Pin DIL Package
- Custom Design Available

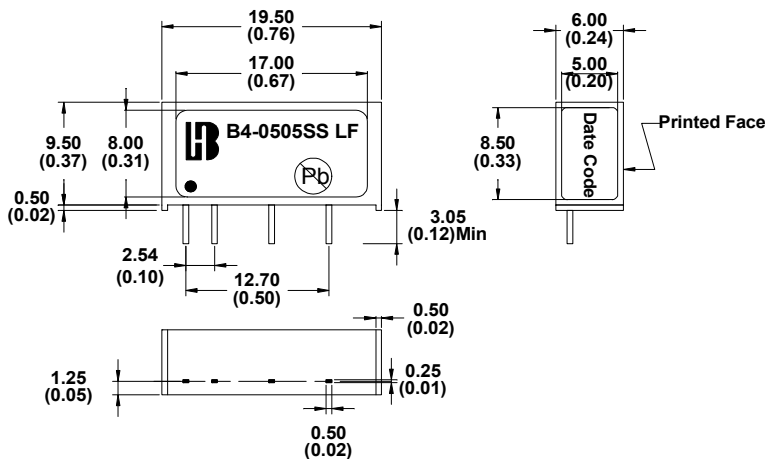


**Technical Specification (1/2):**

| Model No.                                 | Input Voltage (Vdc) | Output Voltage (Vdc) | Output Current (mA) Max | Input Current @No Load (mA) Typ. | Input Current @Max. Load (mA) Typ. | Output Ripple (mV) Max. | Load Regulation (%) Max. | Efficiency (%)Typ. |
|---|---------------------|----------------------|-------------------------|----------------------------------|------------------------------------|-------------------------|--------------------------|--------------------|
| <b>1) Single Output SIL Package Style</b> |                     |                      |                         |                                  |                                    |                         |                          |                    |
| B4-0503SS(H) LF                           | 5                   | 3                    | 200                     | 28                               | 231                                | 50                      | ± 0.5                    | 52                 |
| B4-053R3SS(H) LF                          |                     | 3.3                  | 200                     | 28                               | 254                                | 50                      | ± 0.5                    | 52                 |
| B4-0505SS(H) LF                           |                     | 5                    | 200                     | 28                               | 377                                | 50                      | ± 0.5                    | 53                 |
| B4-0509SS(H) LF                           |                     | 9                    | 150                     | 26                               | 500                                | 60                      | ± 0.5                    | 54                 |
| B4-0512SS(H) LF                           |                     | 12                   | 100                     | 26                               | 436                                | 80                      | ± 0.5                    | 55                 |
| B4-1203SS(H) LF                           | 12                  | 3                    | 200                     | 18                               | 94                                 | 50                      | ± 0.5                    | 53                 |
| B4-123R3SS(H) LF                          |                     | 3.3                  | 200                     | 18                               | 104                                | 50                      | ± 0.5                    | 53                 |
| B4-1205SS(H) LF                           |                     | 5                    | 200                     | 18                               | 154                                | 50                      | ± 0.5                    | 54                 |
| B4-1209SS(H) LF                           |                     | 9                    | 150                     | 18                               | 205                                | 60                      | ± 0.5                    | 55                 |
| B4-1212SS(H) LF                           |                     | 12                   | 100                     | 18                               | 179                                | 80                      | ± 0.5                    | 56                 |
| B4-2403SS(H) LF                           | 24                  | 3                    | 200                     | 5                                | 47                                 | 50                      | ± 0.5                    | 53                 |
| B4-243R3SS(H) LF                          |                     | 3.3                  | 200                     | 5                                | 52                                 | 50                      | ± 0.5                    | 53                 |
| B4-2405SS(H) LF                           |                     | 5                    | 200                     | 4                                | 77                                 | 50                      | ± 0.5                    | 54                 |
| B4-2409SS(H) LF                           |                     | 9                    | 150                     | 4                                | 102                                | 60                      | ± 0.5                    | 55                 |
| B4-2412SS(H) LF                           |                     | 12                   | 100                     | 4                                | 89                                 | 80                      | ± 0.5                    | 56                 |

**Mechanical Dimensions (1/2):**

**SIL Package Style**



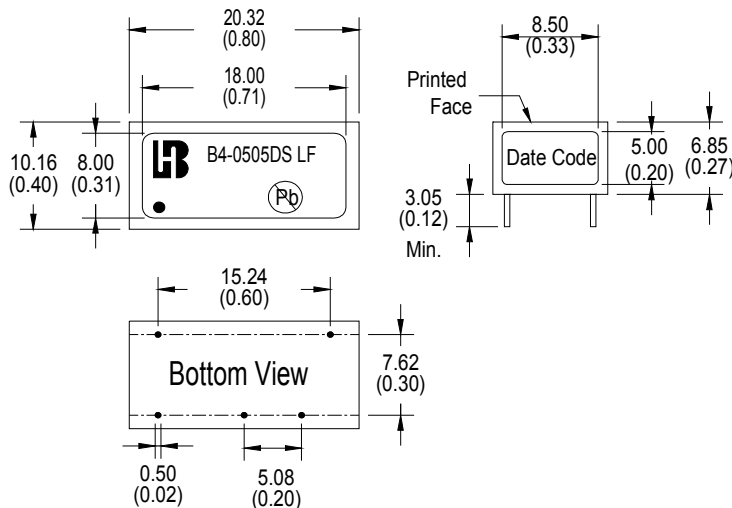
| Pin | Single Output |        |
|-----|---------------|--------|
|     | 1K Vdc        | 3K Vdc |
| 1   | +Vin          | +Vin   |
| 2   | -Vin          | -Vin   |
| 3   | No Pin        | No Pin |
| 4   | -Vo           |        |
| 5   | No Pin        | -Vo    |
| 6   | +Vo           | No Pin |
| 7   | No Pin        | +Vo    |

**Technical Specification(2/2):**

| Model No.                                 | Input Voltage (Vdc) | Output Voltage (Vdc) | Output Current (mA) Max | Input Current @No Load (mA) Typ. | Input Current @Max. Load (mA) Typ. | Output Ripple (mV) Max. | Load Regulation (%) Max. | Efficiency (%)Typ. |
|---|---------------------|----------------------|-------------------------|----------------------------------|------------------------------------|-------------------------|--------------------------|--------------------|
| <b>2) Single Output DIL Package Style</b> |                     |                      |                         |                                  |                                    |                         |                          |                    |
| B4-0503DS(H) LF                           | 5                   | 3                    | 200                     | 28                               | 193                                | 50                      | ± 0.5                    | 62                 |
| B4-053R3DS(H) LF                          |                     | 3.3                  | 200                     | 28                               | 212                                | 50                      | ± 0.5                    | 62                 |
| B4-0505DS(H) LF                           |                     | 5                    | 200                     | 28                               | 312                                | 50                      | ± 0.5                    | 64                 |
| B4-0509DS(H) LF                           |                     | 9                    | 150                     | 26                               | 421                                | 60                      | ± 0.5                    | 64                 |
| B4-0512DS(H) LF                           |                     | 12                   | 100                     | 26                               | 375                                | 80                      | ± 0.5                    | 64                 |
| B4-1203DS(H) LF                           | 12                  | 3                    | 200                     | 18                               | 81                                 | 50                      | ± 0.5                    | 62                 |
| B4-123R3DS(H) LF                          |                     | 3.3                  | 303                     | 18                               | 56                                 | 50                      | ± 0.5                    | 74                 |
| B4-1205DS(H) LF                           |                     | 5                    | 200                     | 18                               | 54                                 | 60                      | ± 0.5                    | 77                 |
| B4-1209DS(H) LF                           |                     | 9                    | 150                     | 18                               | 55                                 | 100                     | ± 0.5                    | 76                 |
| B4-1212DS(H) LF                           |                     | 12                   | 100                     | 18                               | 55                                 | 120                     | ± 0.5                    | 76                 |
| B4-2403DS(H) LF                           | 24                  | 3                    | 200                     | 5                                | 40                                 | 50                      | ± 0.5                    | 62                 |
| B4-243R3DS(H) LF                          |                     | 3.3                  | 200                     | 5                                | 43                                 | 50                      | ± 0.5                    | 63                 |
| B4-2405DS(H) LF                           |                     | 5                    | 200                     | 4                                | 64                                 | 50                      | ± 0.5                    | 65                 |
| B4-2409DS(H) LF                           |                     | 9                    | 150                     | 4                                | 88                                 | 60                      | ± 0.5                    | 64                 |
| B4-2412DS(H) LF                           |                     | 12                   | 100                     | 4                                | 78                                 | 80                      | ± 0.5                    | 64                 |

**Mechanical Dimensions(2/2):**

**DIL Package Style**



| Pin | 1K Vdc-Single |        | Pin |
|-----|---------------|--------|-----|
| 1   | -Vin          | +Vin   | 1   |
| 2   | No Pin        | No Pin | 2   |
| 3   |               |        | -Vo |
| 4   |               | 4      |     |
| 5   |               | No Pin | 5   |
| 6   | +Vo           | 6      |     |
| 7   | NC            | No Pin | 7   |

| Pin | 3K Vdc-Single |        | Pin |
|-----|---------------|--------|-----|
| 1   | -Vin          | +Vin   | 1   |
| 2   | No Pin        | No Pin | 2   |
| 3   |               |        | -Vo |
| 4   |               | 4      |     |
| 5   |               | No Pin | 5   |
| 6   | +Vo           | 6      |     |
| 7   | NC            | +Vo    | 7   |